

PATHWAYS

<https://karenstorey.com/PATHWAYS/Pathways.htm>

The basics

LEADERS ARE MADE

PATHWAYS

WELCOME

[Visit the D18 Website]
This site was last updated on: **April 27, 2021**

Welcome to my PATHWAYS Tutorial

- You may return to the Home Page using this icon
- The Educational Minute
- New Member Tutorial
- A good way to explore this site is to visit the Site Map.
- PATHWAYS Pointers
- Meeting Online Tips
- About the Webmaster
- Alphabetical listing of all Pathways Projects
- It's Contest Time! Forms, tutorials, certificates & more!
- Pathways information on Facebook.
- All Evaluation Forms



Levels: Each path is made up of five levels that increase in complexity. The program is designed this way so you're always building on what you learned in the previous level. All learning paths contain the following levels:

- 1 Mastering Fundamentals Level
- 2 Learning Your Style Level
- 3 Increasing Knowledge Level
- 4 Building Skills Level
- 5 Demonstrating Expertise

Projects: Projects are the building blocks for each path. Each path has a set of 14 projects across all 5 levels (a combination of 10 required projects and 4 elective projects). A project is NOT necessarily a speech. It can be any of the following, usually accompanied by a speech at the end. Projects can be:

1. A speech
2. Two speeches and an evaluation (Evaluation and Feedback project, Level 1)
3. Table Topics Master (Active Listening)
4. Creating a blog
5. Creating a podcast
6. Moderating a panel discussion

***NOTE:** For each path you pursue, you are required to serve in the following three roles at least once *before your Level 3 is marked complete*:

- Evaluator - fulfilled by item #2 above, or when you perform any evaluation.
- Toastmaster - fulfilled when you act as Toastmaster.
- Table Topicsmaster - fulfilled by project #3 above, or just by performing the Table Topicsmaster role.

You may choose to fulfill a role at each level or complete multiple roles within a level. You determine when you serve in these roles. Remember, you fulfill the requirement of evaluator in the "Evaluation and Feedback" project at Level 1. Some paths require you to serve in other meeting roles, such as Topicsmaster in the "Active Listening" project. Serving in a role as part of a project assignment counts toward the requirement described above.

PATHWAYS

WELCOME

[[Visit the D18 Website](#)]

This site was last updated on:

April 27, 2021

Welcome to my PATHWAYS Tutorial



You may return to the Home Page using this Icon



A good way to explore this site is to visit the Site Map.



Alphabetical listing of all Pathways Projects



The Educational Minute



PATHWAYS Pointers



It's Contest Time!
Forms, tutorials, certificates & more!



New Member Tutorial



Meeting Online Tips



Pathways information on Facebook.



About the Webmaster



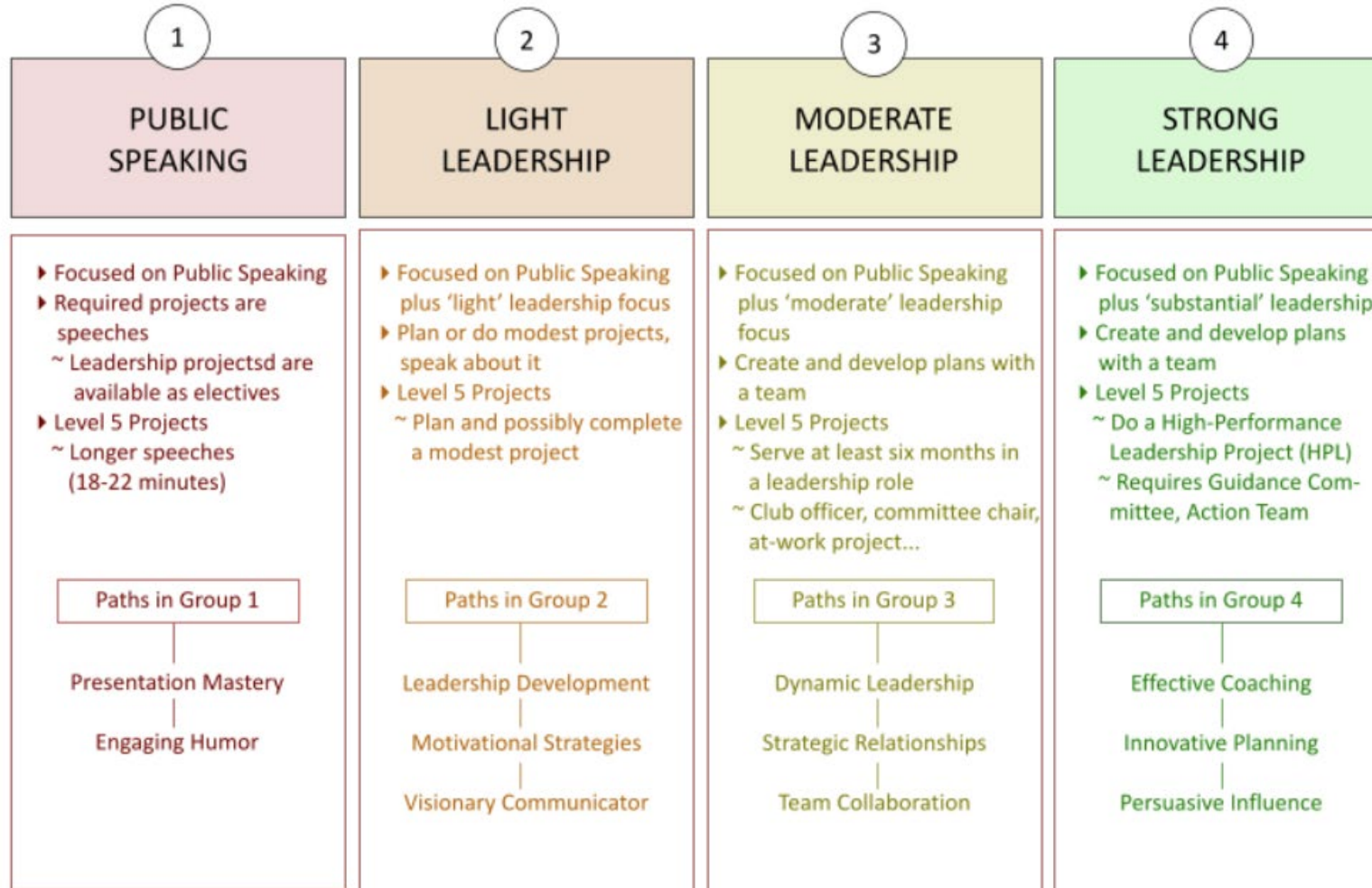
All Evaluation Forms

Currently,
there are
eleven paths
from which
to choose.

- Effective Coaching
- Innovative Planning
- Leadership Development
- Motivational Strategies
- Persuasive Influence
- Presentation Mastery
- Strategic Relationships
- Team Collaboration
- Visionary Communication
- Engaging Humor
- Dynamic Leadership

Pathway Paths Grouped by Skill Learned


All paths are focused on Public Speaking and Leadership, but in varying degrees, and can be grouped as shown below.




- **Levels:** Each path is made up of five levels that increase in complexity. The program is designed this way so you're always building on what you learned in the previous level. All learning paths contain the following levels:

- ❶ Mastering Fundamentals Level
- ❷ Learning Your Style Level
- ❸ Increasing Knowledge Level
- ❹ Building Skills Level
- ❺ Demonstrating Expertise

Projects: Projects are the building blocks for each path. Each path has a set of 14 projects across all 5 levels (a combination of 10 required projects and 4 elective projects). A project is NOT necessarily a speech. It can be any of the following, usually accompanied by a speech at the end. Projects can be:

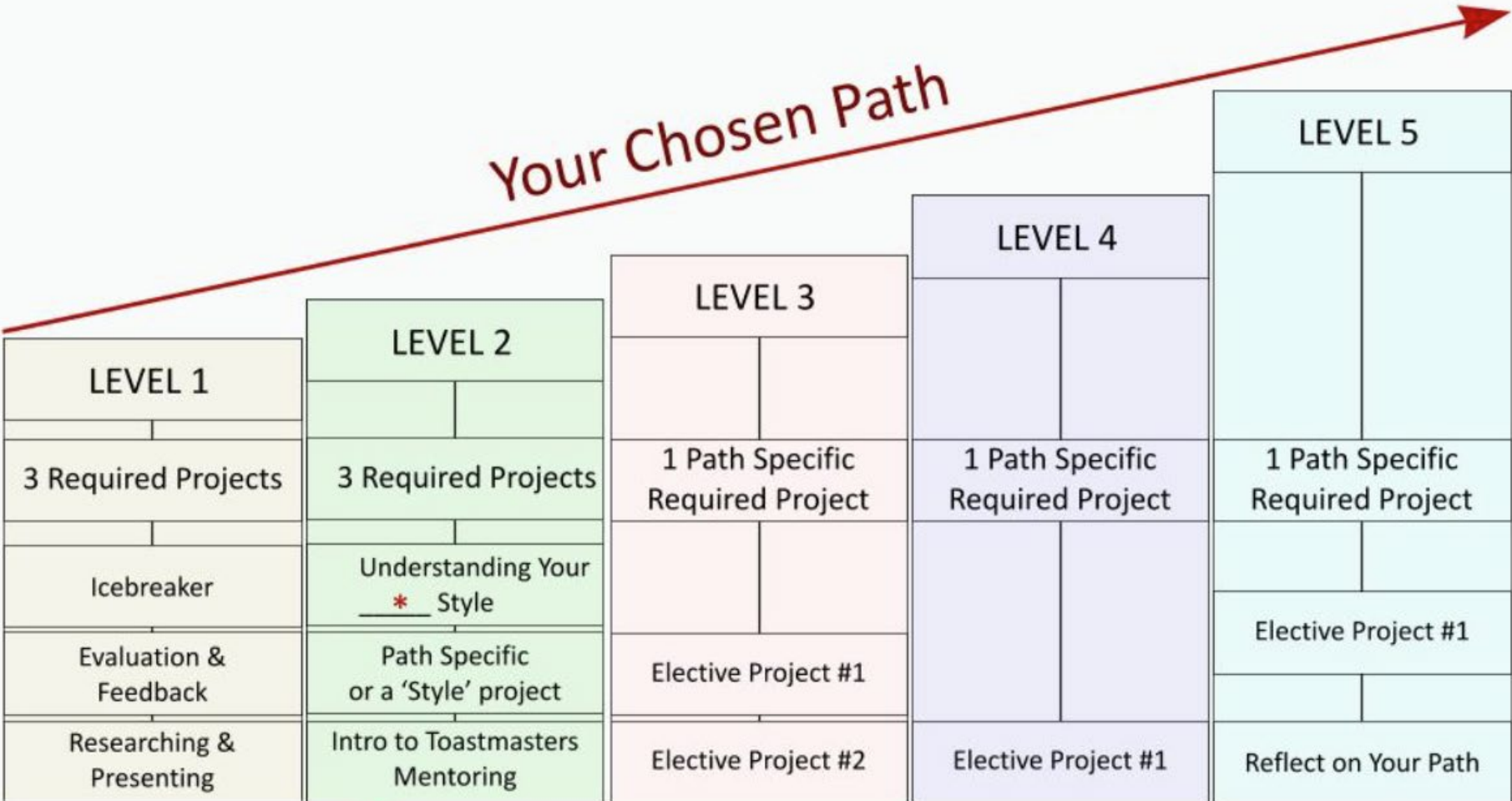
- 
1. A speech
 2. Two speeches and an evaluation (Evaluation and Feedback project, Level 1)
 3. Table Topics Master (Active Listening)
 4. Creating a blog
 5. Creating a podcast
 6. Moderating a panel discussion

*NOTE: For each path you pursue, you are required to serve in the following three roles at least once ***before your Level 3 is marked complete:***

- 
- Evaluator - fulfilled by item #2 above, or when you perform any evaluation.
 - Toastmaster - fulfilled when you act as Toastmaster.
 - Table Topicsmaster - fulfilled by project #3 above, or just by performing the Table Topicsmaster role.

You may choose to fulfill a role at each level or complete multiple roles within a level. You determine when you serve in these roles. Remember, you fulfill the requirement of evaluator in the “Evaluation and Feedback” project at Level 1. Some paths require you to serve in other meeting roles, such as Topicsmaster in the “Active Listening” project. Serving in a role as part of a project assignment counts toward the requirement described above.

Your Chosen Path




*Communication or Leadership

12. Is Pathways available in printed format?

Some—for a fee--\$25

—

Pathways gives you the flexibility to learn online or in print. Using Base Camp—Pathways' online learning management system—you'll have access to engaging learning tools, including videos, interactive quizzes and activities, feedback and recognition, useful tips and more. When working online, choose from multiple unique learning paths. If you prefer to work in print, five paths are available in full-color, professionally bound materials. The following paths are currently available in print:

- 
- Presentation Mastery
 - Leadership Development
 - Strategic Relationships (English only)
 - Dynamic Leadership (English only)
 - Team Collaboration (English only)

Your regular membership dues cover the cost of your first path, however, if you choose the printed materials option for your path, there is a 25 USD printing fee. The cost for an additional path is 20 USD, and if you elect to work in printed materials, the 25 USD printing fee also applies to all additional paths.

If you are working in one path and decide to switch to another path, you do not need to pay an additional 20 USD as long as you make the exchange within 90 days of the original purchase. The 25 USD fee you pay for a path in printed materials is not refundable. Remember: you can always print out copies of the Pathways materials on your own, at no charge. If you are enrolled in Pathways online, you can print out any of the materials on Base Camp.

Do I still have to pay a new member fee now that there are no Competent Communication (CC) or Competent Leadership (CL) manuals in Pathways?

Yes. Although new members will not receive a physical kit when they begin in Pathways, the new member fee covers membership processing costs, your first path, and access to Base Camp and its resources.

If I choose an online path, which means my learning materials are all digital, why do I still need to pay for Pathways since I'm not receiving manuals and other printed materials?

While it's true that members who choose a path on Base Camp will not receive physical manuals or materials, Pathways gives you access to a richer learning experience, featuring 10 paths to choose from, over 300 real-world skills to learn and in-depth training resources to help you every step of the way. In addition, there are still costs associated with maintaining the Pathways learning experience, including software licensing, support and ongoing educational development.

I pay dues twice a year. Why don't I receive a new path every time I pay dues?

Dues cover your ongoing membership, as well as services provided to you, your club and your district. In Pathways, each new member receives one free path, just like you received a Competent Communication (CC) and Competent Leadership (CL) manual without any additional costs when you joined the traditional education program. Additional paths must be purchased individually in Pathways, similar to the traditional education program, which requires you to pay for additional manuals beyond the CC and the CL.

When I purchase an additional print path, do I need to pay the fee for printed materials again? And do I also have to pay a shipping fee for each path?

Each time you purchase a print path, you pay a fee for printed materials. This fee covers the cost of your materials and shipping. Shipping cost is included in the materials fee.

Every member is entitled to their first path at no cost. Qualifying members can get a maximum of two free paths. In order to qualify for a second free path, you must meet the following three requirements:

- You belong to two or more clubs*.
- Your membership of at least two clubs began prior to the date of when Pathways launched in your district.

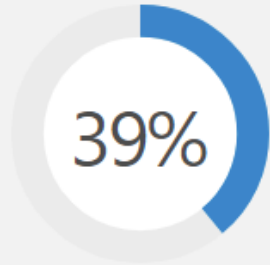
AND

- Your membership to at least two of the clubs you became a member of before Pathways launched in your district is still active the day you redeem your second free path.

*Note: Joining additional clubs after Pathways became available in to your region will not qualify you for a second free path.

How do I redeem my second free path?

The second free path must be redeemed with our Supply Orders Team before the transition period ends on June 30, 2020. They can be reached by phone at +1 720-439-5050 or email at supplyorders@toastmasters.org.



CURRICULUM PROGRESS

Presentation Mastery

LEVEL 1

LEVEL 2

LEVEL 3 >

LEVEL 4 >

LEVEL 5 >

PATH COMPLETION

Presentation Mastery

Options ▾

- View Training Details
- Show Expired Training

Level 1 ⓘ
100% Completed: 4 Min Required: 4 Total Items: 4



Ice Breaker

Status: Completed Due: No Due Date

This foundational project is designed to introduce you to your club and the skills you need to begin your Toastmasters journey.

Launch ▾




Evaluation and Feedback

Status: Completed Due: No Due Date

This project addresses the skills needed to give and receive feedback. You will learn about giving, receiving and applying feedback.

Launch ▾




Researching and Presenting

Status: Completed Due: No Due Date

This project addresses strategies for selecting a topic, suggestions for research and methods for producing a well-organized speech.

Launch ▾



Level 1 Completion—Presentation Mastery

Status: Completed Due: No Due Date

Use this resource to help you through the process of requesting that your vice president education approve your completion of Presentation Mastery Level 1.

View Certificate ▾

Training Details

Training Type: Curriculum
 Provider: Toastmasters International
 Version: 8.0 [Structure History](#)
 Training Hours: 0 Hours 0 Minutes
 Description:

The Presentation Mastery path is designed to help you build your skills as an accomplished public speaker. The projects on this path focus on learning how an audience responds to you and improving your connection with audience members. The projects contribute to developing an understanding of effective public speaking technique, including speech writing and speech delivery. This path culminates in an extended speech that will allow you to apply what you learned.

Status: In Progress
 Due Date: None
 Expiration Date:

Curriculum

Select A Training View

All Training Activated Training Not Activated Training

Check to sort by due date (uncheck box to return to default view)

Show Expired Training

TITLE (CLICK ON TO SEE COURSE DESCRIPTION)	TYPE	DUE DATE	EXCUSED	STATUS	OPTIONS	DETAILS
Level 1 (Min. required: 4)	Section					None
Ice Breaker	Online Class	None	No	Completed	Launch	
Evaluation and Feedback	Online Class	None	No	Completed	Launch	
Researching and Presenting	Online Class	None	No	Completed	Launch	
Level 1 Completion—Presentation Mastery	PDF	None	No	Completed	Launch	
Level 2 (Min. required: 4)	Section					None
Understanding Your Communication Style	Online Class	None	No	Completed	Launch	
Effective Body Language	Online Class	None	No	Completed	Launch	
Introduction to Toastmasters Mentoring	Online Class	None	No	Completed	Launch	
Level 2 Completion—Presentation Mastery	PDF	None	No	Completed	Launch	
Level 3 (Min. required: 3)	Section					None
Persuasive Speaking	Online Class	None	No	Completed	Launch	
Elective Projects (Min. required: 2)	Section					None
Deliver Social Speeches	Online Class	None	No	In Progress	Launch	
Using Presentation Software	Online Class	None	No	Not Activated	Activate	None
Connect with Storytelling	Online Class	None	No	In Progress	Launch	
Creating Effective Visual Aids	Online Class	None	No	In Progress	Launch	
Using Descriptive Language	Online Class	None	No	Not Activated	Activate	None
Connect with Your Audience	Online Class	None	No	Not Activated	Activate	None
Make Connections Through Networking	Online Class	None	No	Not Activated	Activate	None
Focus on the Positive	Online Class	None	No	Not Activated	Activate	None
Inspire Your Audience	Online Class	None	No	Not Activated	Activate	None
Prepare for an Interview	Online Class	None	No	Not Activated	Activate	None
Understanding Vocal Variety	Online Class	None	No	Not Activated	Activate	None
Active Listening	Online Class	None	No	Not Activated	Activate	None

Finally

Activate

Gets you started on the project

Launch

You have started the project; may even have completed it

Project completed?

Look for the check box
Look for status that says completed

Level completion

Not until everything is complete,
can you submit for education
award

Options button?

Double check if the project is
complete or not. Status will
show completed